

INSTALLATION INSTRUCTIONS OF PN 250.0034 AS VALVE KIT (10P-TO-6P)

The AS valve kit is an assembly dedicated for the AS 100 and AS 110 micro 10-PV auto sampler (p/n 181.0038, 191.0038 resp.). With this kit the dual loop injection valve of the AS 100 or AS 110 micro 10-PV can be converted to a single loop sampling valve (1x 20 µL loop).

Kit parts

Part number	Description	Material
250.1204	Loop 20ul SS Valco C-type	Stainless Steel
250.1210	AS 100 short-cut loop A	FEP, 100 x 0.7 mm ID
250.1212	AS 100 short-cut loop B	FEP, 130 x 0.7 mm ID

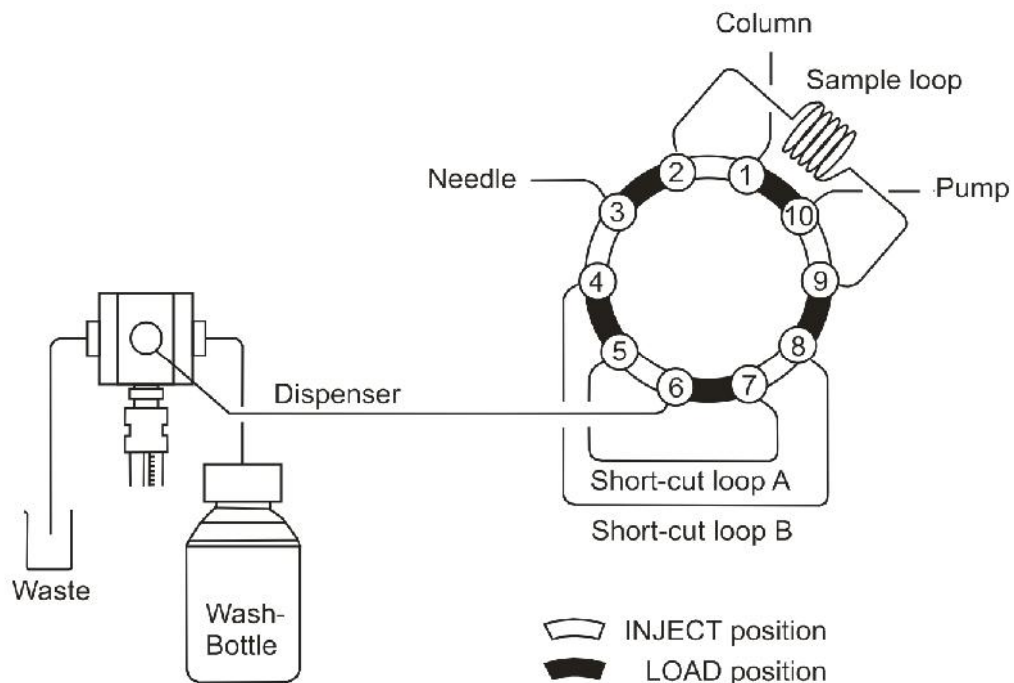
Precautions



The AS 100 / AS 110 contains sharp needles and moving parts. Care should be taken to prevent personal injury or damage to parts. Note: the installation/configuration of the kit on an AS 100 or AS 110 is different .

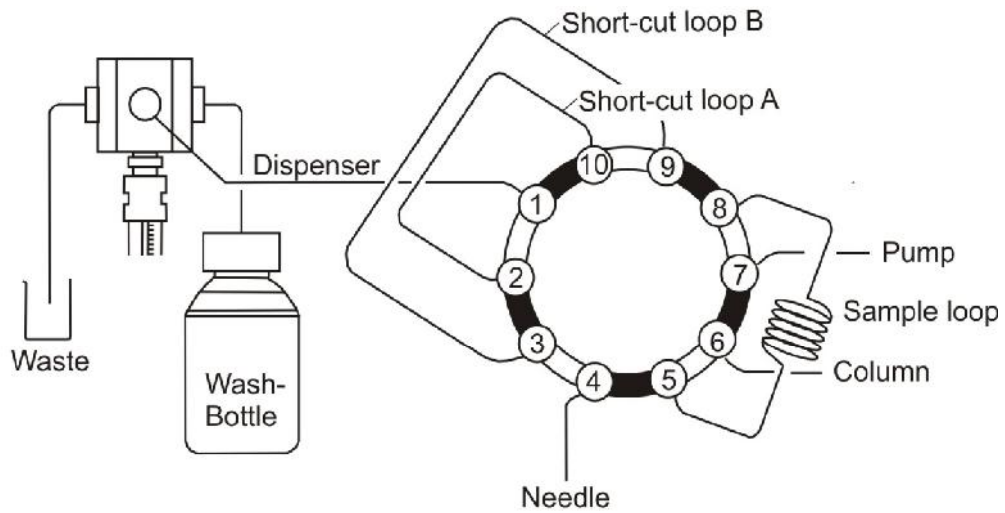
Installation AS 100

Connect all LC connections on the 10 port valve of the AS 100 as depicted in the connection scheme below.



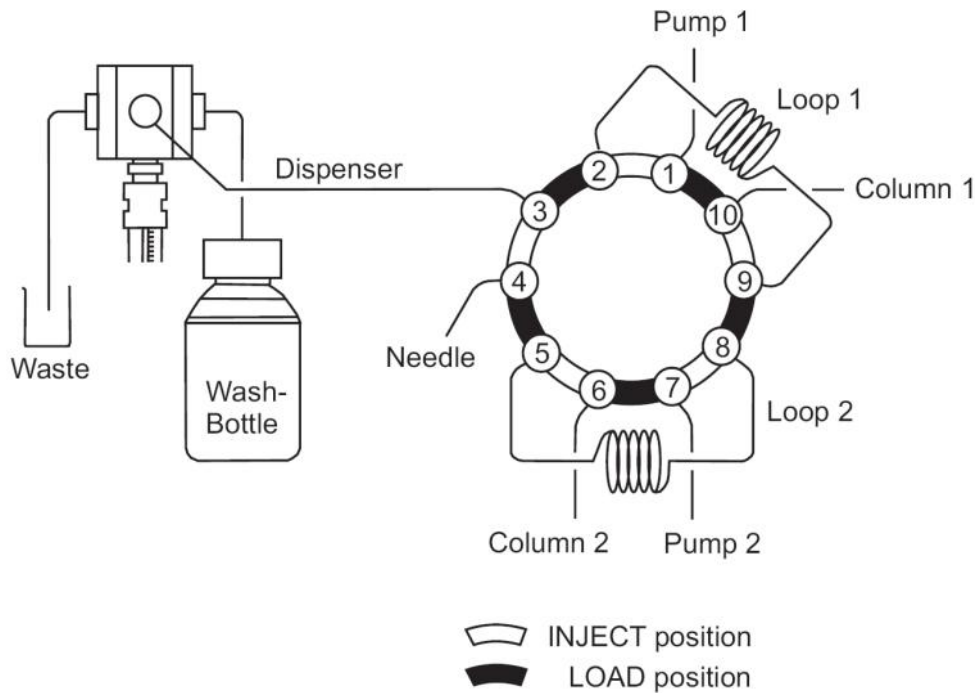
Installation AS 110

Connect all LC connections on the 10 port valve of the AS 110 as depicted in the connection scheme below.



Dual sample loop 10-port valve configurations AS 100/AS 110

For reference purposes the dual sample loop 10-port valve configuration for an AS 100/AS 110 autosampler is depicted below.



Top: 10 port valve with dual sample loop configuration.

Copyright ©2011 Antec Leyden. All rights reserved. Contents of this publication may not be reproduced in any form or by any means (including electronic storage and retrieval or translation into a foreign language) without prior agreement and written consent from the copyright of the owner. The information contained in this document is subject to change without notice. The information provided herein is believed to be reliable. Antec Leyden shall not be liable for errors contained herein or for incidental or consequential damages in connection with the furnishing, performance, or use of this manual. All use of the hardware or software shall be entirely at the user's own risk.